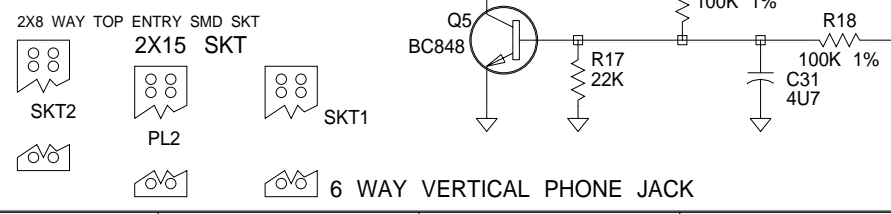


07A	CHANGE MOB.MIC PINS,ECN 50-0302	TONY.S				29-06-99
06A	CHANGE SKT1 TO 6 PIN. DEL R31	TONY.S				11-05-99
REV/ISS	AMENDMENTS	DRAWN	CHKD	D.O.	APVD	DATE

© TAIT ELECTRONICS
 TAIT ORCA SERIES
 CAR KIT OPTIONS BOARD

IPN: 220-01505-07 ISSUE: A ID: 2.SC. 1

PROJECT: ORCA DESIGNER: TS FILE NAME: 150507A FILE DATE: 30-06-99 NO.SHEETS: 1



TAIT ELECTRONICS

PN: 220-01505-07

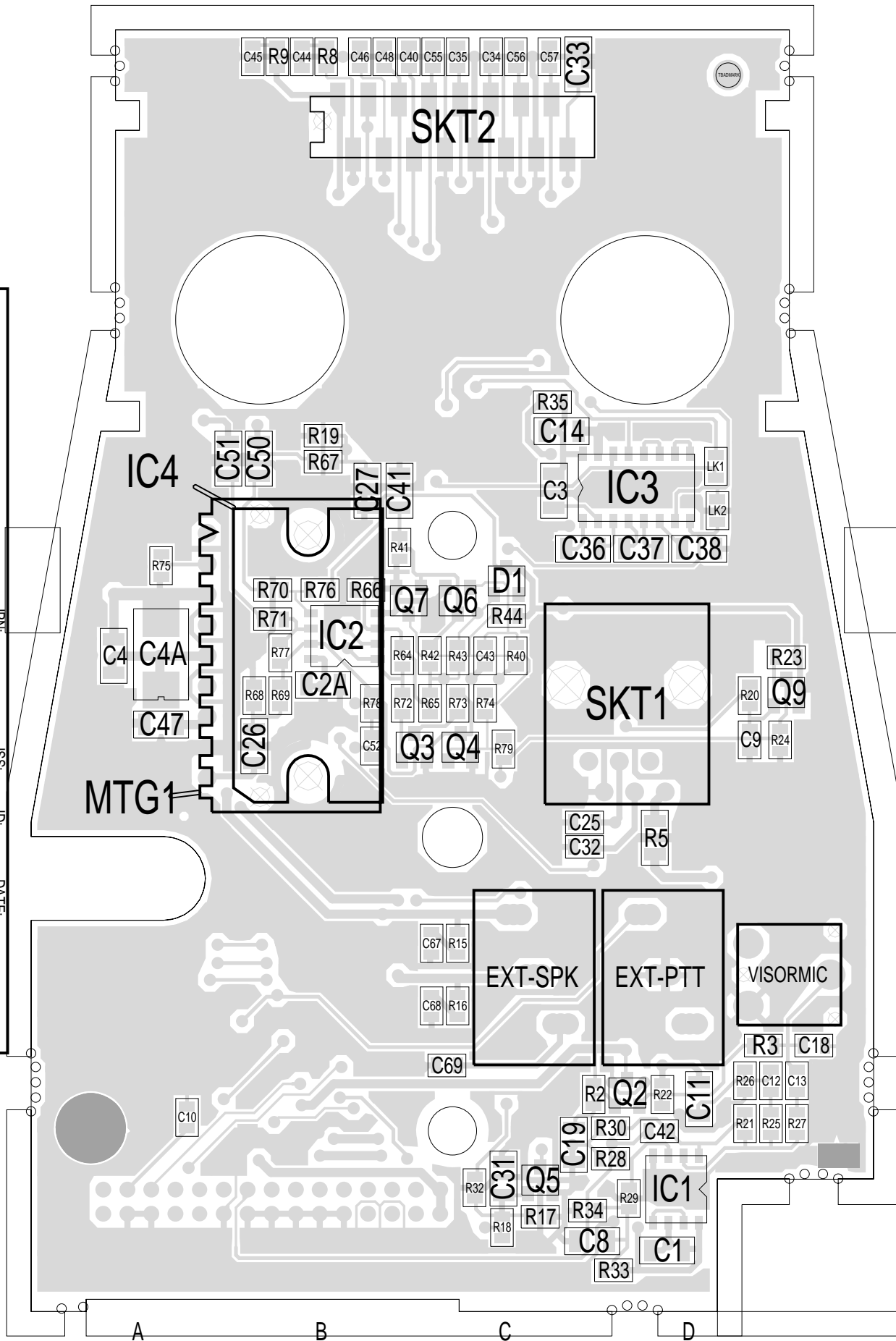
ISS: 07

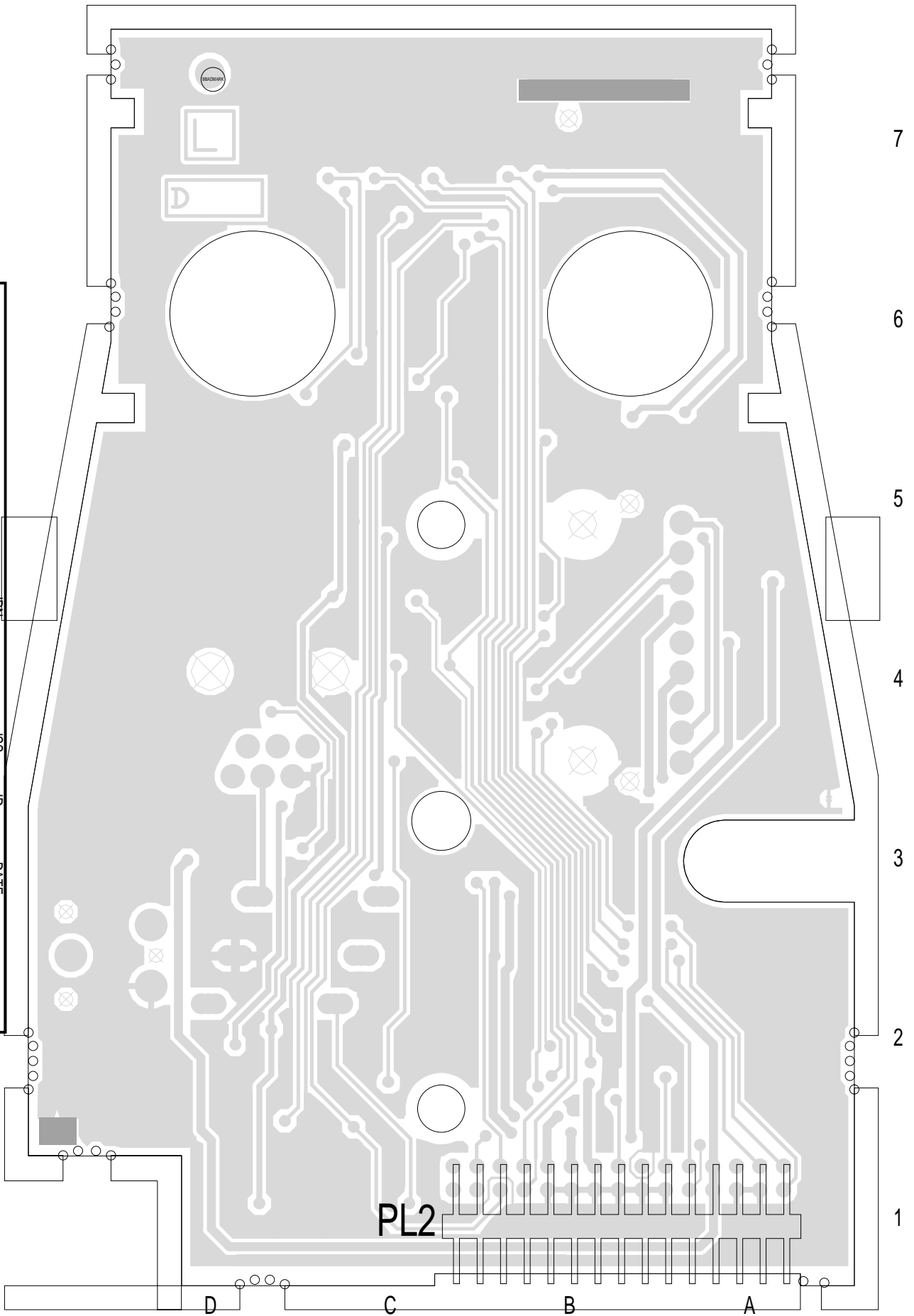
ID: 1.TA

DATE: 08 Jul 1999

OPTIONS PCB PCB LAYOUT - TOP SIDE

Scale: 2:1
Rotation: 270 degrees





TAIT ELECTRONICS OPTIONS PCB LAYOUT - BOTTOM SIDE	P/N: 220-01505-07	ISS: 07	ID: 2BA	DATE: 8 Jul 1999
	Scale: 2:1 Rotation: 270 degrees			

PL2

D C B A

7
6
5
4
3
2
1